

Scaled data based on original data using
LM-79-08 Approved Method: Electrical and Photometric Measurements of Solid-
State Lighting Products

Test Report Prepared for
Cooper Lighting Solutions
(formerly Eaton)

Brand: INVUE

Report Number: P400736

Luminaire Tested: **ENT-SA1-730-U-SLL-XXB**

Issue Date: 5/20/2020

Test Information

Test Method: LM-79-08
Report Number: P400736
TEST IS SCALED FROM IESNA LM-79-08 TEST DATA (G1-2004-754-7)
Test Lab: INNOVATION CENTER
Issue Date: 5/20/2020
Manufacturer: COOPER LIGHTING SOLUTIONS (FORMERLY EATON)
Product Line: INVUE
Catalog Number: ENT-SA1-730-U-SLL-XXB
Description: ENTRI LED LUMINAIRE
(1) 70 CRI, 3000K LIGHTSQUARE IN BATTERY OPERATION WITH 16 LEDS AND SPILL
LIGHT ELIMINATOR LEFT OPTICS
Light Source: -
Ballast/Driver: ELECTRONIC DRIVER

Summary

Lumens per Lamp: N/A
Luminaire Lumens: 622 lumens
Efficiency: N/A
Efficacy: 47.8 lumens/watt
Luminous Opening: Rectangular (W 0.5' x L: 0.5' x H: 0')
IES Classification: Type III - Medium - Non-Cutoff
BUG Rating: B0 - U0 - G0

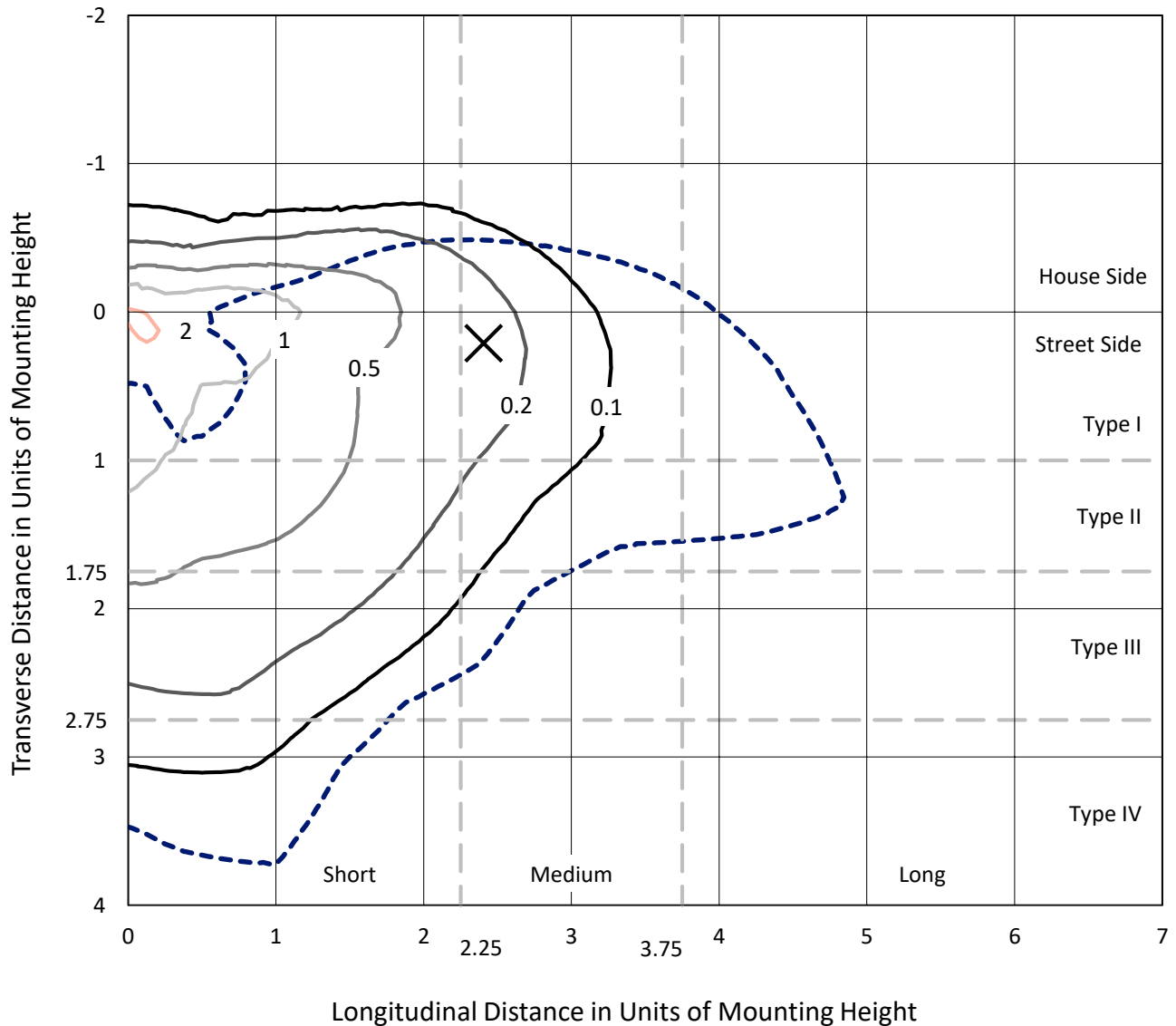
Input Watts (W): 13
Input Voltage (V): NR
Input Current (Ain): NR
Voltage Rise (V): NR
Power Factor: NR
Total Harmonic Distortion (THDi): NR
Frequency (hertz): 60
Stabilization Time: NR
Operation Time: NR
Ambient Temperature (°C): NR
Test Distance: 25 FT



REPORT NUMBER: P400736
 CATALOG NUMBER: ENT-SA1-730-U-SLL-XXB

Iso-Footcandle Lines of Horizontal Illumination

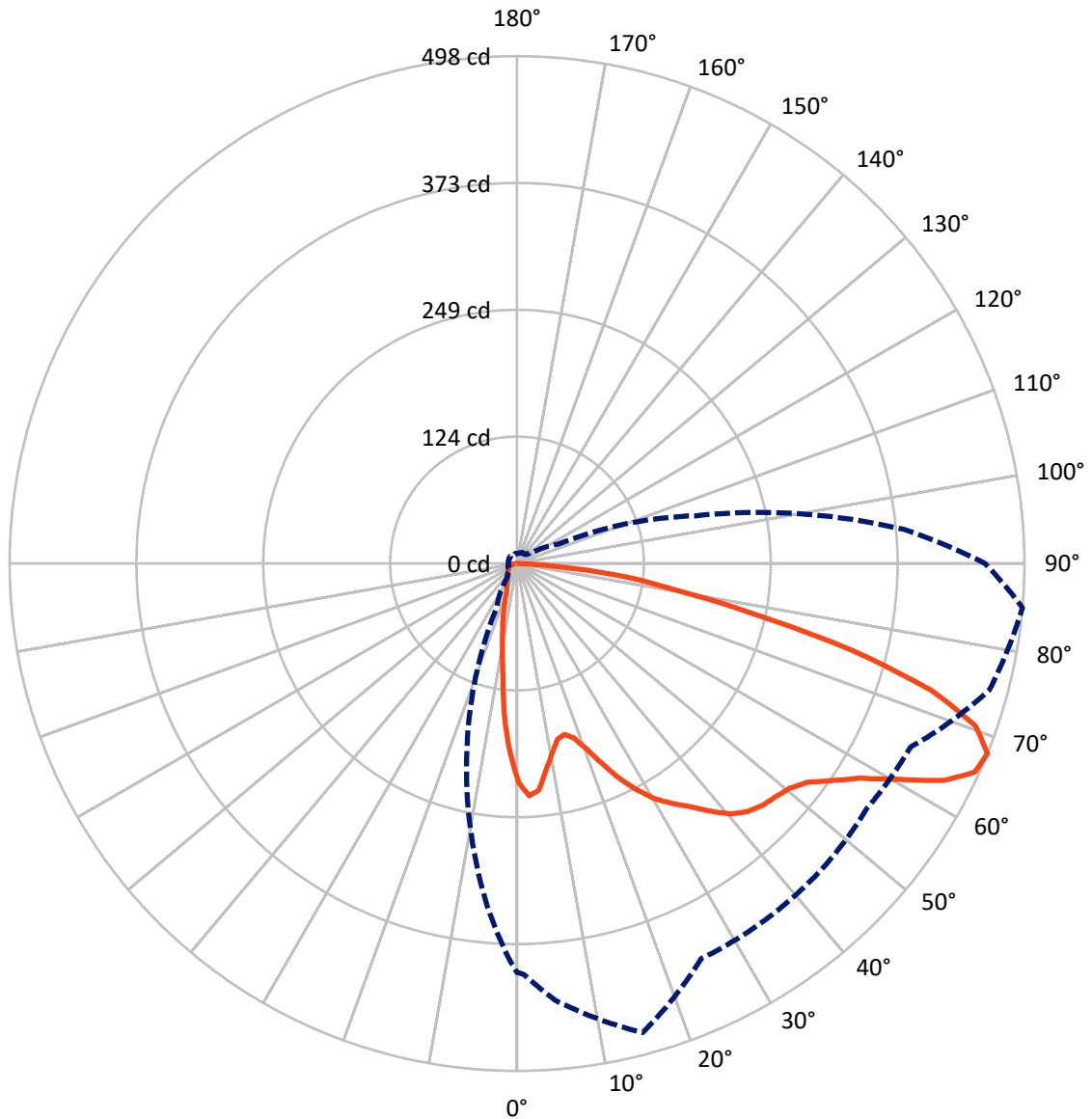
× Max cd
 - - - 1/2 Max cd



Based on 10 foot mounting height. Maximum calculated value = 2.3 fc
 Type III - Medium - Non-Cutoff

REPORT NUMBER: P400736
CATALOG NUMBER: ENT-SA1-730-U-SLL-XXB

Luminous Intensity Polar Plot



— Vertical Plane Through 85-Deg Lateral - - - Horizontal Cone Through 67.5-Deg Vertical

REPORT NUMBER: P400736

CATALOG NUMBER: ENT-SA1-730-U-SLL-XXB

FLUX DISTRIBUTION:

		Downward	Upward	Total
House Side	Lumens	125.3	0.0	125.3
	% Fixture	20.1	0.0	20.1
Street Side	Lumens	496.7	0.0	496.7
	% Fixture	79.9	0.0	79.9
Total	Lumens	622.0	0.0	622.0
	% Fixture	100.0	0.0	100.0

Coefficient of Utilization

ZONAL LUMENS:

Zone	Lumens	% Fixture
0°-10°	16.3	2.6
10°-20°	32.2	5.2
20°-30°	45.0	7.2
30°-40°	63.5	10.2
40°-50°	87.9	14.1
50°-60°	123.6	19.9
60°-70°	151.1	24.3
70°-80°	88.8	14.3
80°-90°	13.6	2.2
90°-100°	0.0	0.0
100°-110°	0.0	0.0
110°-120°	0.0	0.0
120°-130°	0.0	0.0
130°-140°	0.0	0.0
140°-150°	0.0	0.0
150°-160°	0.0	0.0
160°-170°	0.0	0.0
170°-180°	0.0	0.0
0°-90°	622.0	100.0
0°-180°	622.0	100.0



REPORT NUMBER: P400736

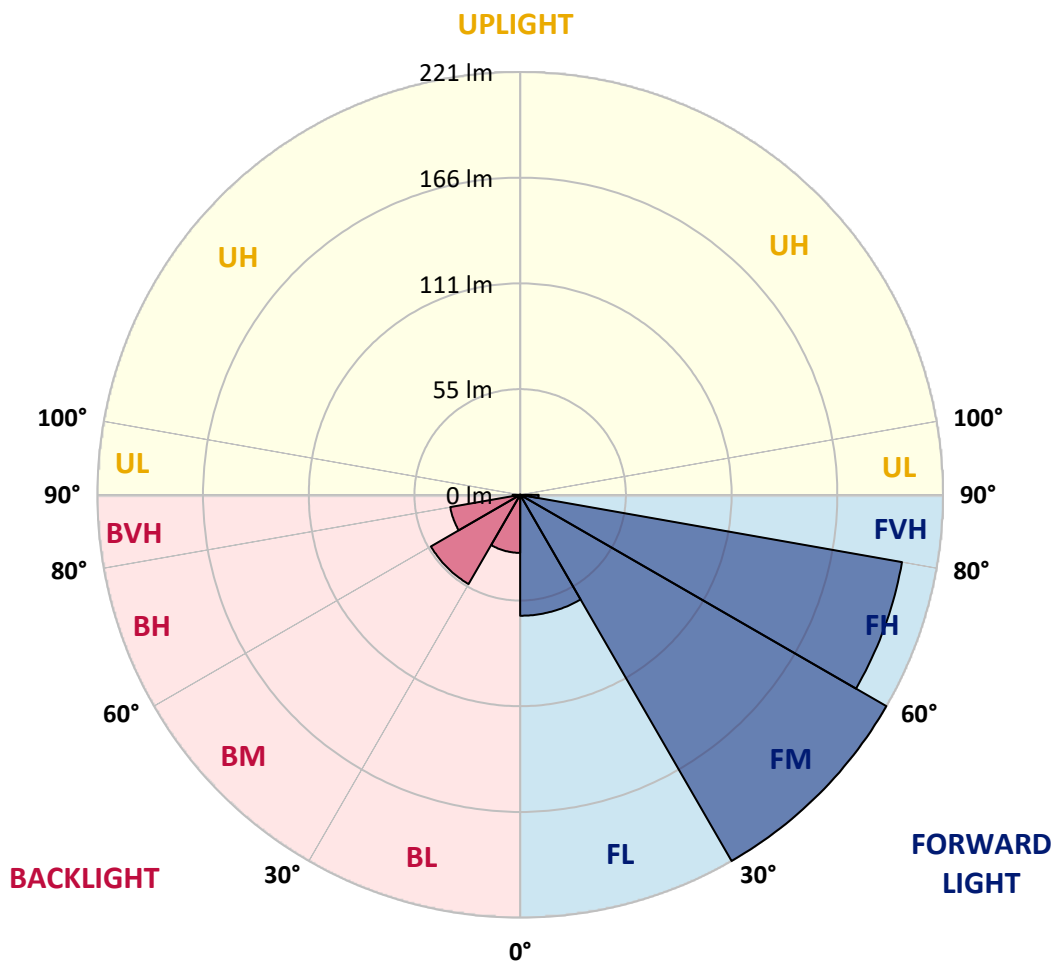
CATALOG NUMBER: ENT-SA1-730-U-SLL-XXB

LUMINAIRE CLASSIFICATION SYSTEM LUMEN TABLE AND BUG RATING:

Zone	Lumens	% Fixture	Zone Rating/Lumen Limit		
			B	U	G
FL (0°-30°)	63.2	10.2			
FM (30°-60°)	221.1	35.5			
FH (60°-80°)	202.7	32.6			G0/660
FVH (80°-90°)	9.6	1.5			G0/10
BL (0°-30°)	30.4	4.9	B0/110		
BM (30°-60°)	53.9	8.7	B0/220		
BH (60°-80°)	37.1	6.0	B0/110		G0/110
BVH (80°-90°)	4.0	0.6			G0/10
UL (90°-100°)	0.0	0.0		U0/0	
UH (100°-180°)	0.0	0.0		U0/0	

BUG Rating: B0-U0-G0

Type III Medium





REPORT NUMBER: P400736

CATALOG NUMBER: ENT-SA1-730-U-SLL-XXB

CANDELA DISTRIBUTION (FULL):

	0°	1°	5°	15°	25°	35°	45°	55°	65°	75°	85°
0°	214.9	214.9	214.9	214.9	214.9	214.9	214.9	214.9	214.9	214.9	214.9
2.5°	220.8	219.8	223.2	228.2	231.6	234.0	234.8	234.7	234.0	232.1	228.1
5°	211.0	210.1	217.0	228.1	237.8	244.8	246.8	244.0	240.5	233.1	223.3
7.5°	192.4	193.8	202.6	218.2	233.8	244.9	247.6	243.2	236.0	220.9	204.4
10°	178.3	179.0	188.9	207.7	224.3	235.7	240.4	236.5	227.1	208.0	188.9
12.5°	169.6	170.3	179.9	197.3	215.0	223.9	225.3	225.2	217.4	198.9	176.8
15°	170.8	171.7	181.3	195.7	205.7	209.6	209.7	210.8	208.5	194.4	173.9
17.5°	182.4	182.4	191.6	200.3	198.0	195.2	197.3	199.3	203.3	197.1	179.8
20°	200.7	201.5	210.0	208.5	194.5	187.5	185.0	188.5	200.9	205.2	193.7
22.5°	220.5	222.6	231.5	220.5	193.9	180.3	177.5	181.3	201.2	218.0	212.8
25°	242.4	245.0	251.0	234.5	195.7	176.3	174.4	178.0	202.0	229.8	233.4
27.5°	262.4	262.6	268.5	246.3	200.4	176.7	173.5	178.2	204.2	239.1	251.6
30°	276.6	276.6	279.2	252.3	206.2	179.2	174.3	181.2	207.3	244.2	268.1
32.5°	289.6	290.3	289.0	258.6	211.7	182.8	176.2	187.2	212.2	248.4	280.8
35°	306.1	306.0	300.2	263.6	216.8	186.7	180.9	194.8	219.3	254.6	292.9
37.5°	326.5	325.5	313.2	268.1	223.0	193.4	189.8	205.2	228.8	261.9	308.2
40°	345.0	343.4	325.1	272.3	227.9	206.4	204.3	218.1	240.8	271.0	323.1
42.5°	359.4	357.0	335.2	275.3	235.3	226.8	228.6	241.3	252.9	279.1	332.4
45°	371.5	369.0	342.8	276.8	253.2	255.9	259.4	270.0	265.8	281.3	338.1
47.5°	380.2	376.1	346.1	281.2	277.4	289.9	300.7	301.4	284.0	281.2	341.6
50°	385.3	380.8	349.2	292.1	305.5	328.5	340.0	334.6	302.9	283.0	346.6
52.5°	395.6	390.9	362.1	309.8	334.3	367.6	373.8	365.1	322.5	292.3	356.6
55°	421.5	419.4	387.1	333.6	362.6	399.2	402.0	393.3	343.0	308.4	375.7
57.5°	450.8	446.2	420.9	363.5	389.7	423.9	428.4	416.4	364.5	331.0	397.0
60°	459.0	458.1	449.5	398.4	417.7	450.3	450.6	435.3	389.6	357.9	429.5
62.5°	447.0	449.9	461.4	430.7	441.2	468.0	465.5	449.6	415.9	400.7	469.0
65°	426.1	430.2	453.3	461.2	446.6	464.5	459.2	449.1	432.5	446.8	493.5
67.5°	401.0	403.2	430.1	476.4	427.7	426.0	423.5	418.9	425.9	479.6	497.7
70°	374.9	376.8	401.6	455.5	371.0	351.5	349.4	345.4	372.7	479.2	477.1
72.5°	316.0	314.8	337.7	380.2	283.3	256.8	274.6	265.9	301.5	430.5	425.0
75°	196.3	202.9	231.6	266.6	194.1	175.9	200.5	198.3	244.8	370.7	338.4
77.5°	119.6	120.9	137.1	166.2	116.9	121.9	128.9	142.5	181.5	300.5	235.9
80°	62.6	58.2	70.1	91.2	69.4	81.8	94.5	109.5	115.2	195.9	157.7
82.5°	18.1	18.0	23.7	38.2	32.9	40.2	47.7	68.8	75.5	116.5	108.0
85°	0.1	0.1	0.1	0.2	0.3	0.5	2.1	17.7	23.4	54.0	44.4
87.5°	0.0	0.0	0.1	0.2	0.2	0.4	0.6	0.8	1.0	1.2	4.4
90°	0.0	0.0	0.0	0.0	0.0	0.0	0.0	0.0	0.0	0.0	0.0



REPORT NUMBER: P400736

CATALOG NUMBER: ENT-SA1-730-U-SLL-XXB

CANDELA DISTRIBUTION (continued):

	90°	95°	105°	115°	125°	135°	145°	155°	165°	175°	180°
0°	214.9	214.9	214.9	214.9	214.9	214.9	214.9	214.9	214.9	214.9	214.9
2.5°	226.8	225.3	222.1	217.8	214.8	209.6	208.5	205.2	201.9	199.2	199.3
5°	218.6	213.5	205.7	196.7	188.1	180.4	178.9	174.4	173.1	171.8	168.2
7.5°	197.1	191.1	180.2	166.9	156.1	148.8	141.0	136.3	132.1	127.3	128.5
10°	180.6	172.0	157.0	141.4	127.9	118.1	109.5	105.1	99.0	94.6	94.0
12.5°	167.9	158.6	140.6	122.3	109.6	103.9	98.4	91.5	84.7	78.9	75.9
15°	163.7	153.2	132.3	114.1	104.1	97.2	89.5	81.6	73.3	67.1	64.7
17.5°	168.6	156.2	132.2	110.6	98.1	88.0	78.4	69.5	59.7	53.5	51.6
20°	182.1	166.6	135.0	107.3	90.8	77.1	63.6	54.0	44.0	39.6	37.6
22.5°	200.9	180.7	139.3	103.3	82.7	63.8	48.6	36.5	31.6	29.4	28.9
25°	220.2	198.6	145.4	99.9	73.8	50.8	34.9	29.2	26.9	25.9	25.9
27.5°	241.4	216.5	152.0	95.8	64.6	37.8	28.4	25.7	24.5	23.9	23.8
30°	258.6	231.1	159.5	91.0	56.3	31.0	25.2	23.4	22.3	22.0	22.0
32.5°	271.0	242.0	167.4	86.2	48.7	28.0	23.4	21.8	20.6	20.4	20.4
35°	285.5	252.4	171.0	83.5	44.1	26.1	22.1	20.5	19.4	18.9	18.9
37.5°	302.9	264.8	173.0	80.9	42.1	24.3	21.2	19.4	18.3	17.7	17.7
40°	325.0	278.9	175.1	78.3	40.9	22.8	20.2	18.4	17.5	16.8	16.8
42.5°	340.8	291.9	176.7	76.1	38.8	22.1	19.4	17.7	16.6	16.0	15.9
45°	349.1	304.0	177.4	74.8	36.4	22.7	18.8	17.1	15.8	15.2	15.1
47.5°	354.7	314.0	178.3	73.8	34.5	21.6	18.7	16.5	15.2	14.4	14.4
50°	363.6	327.2	180.6	71.9	33.4	20.2	20.2	16.2	14.5	13.8	13.7
52.5°	379.5	346.1	186.8	69.8	32.2	18.8	20.8	16.3	14.0	13.2	13.0
55°	403.5	376.2	197.1	66.8	30.5	17.1	19.4	16.4	13.5	12.8	12.5
57.5°	434.7	412.6	209.1	64.4	27.6	15.7	17.7	15.9	12.9	12.3	12.1
60°	455.7	436.9	216.7	61.3	23.5	14.8	15.2	15.4	12.3	11.6	11.5
62.5°	467.0	437.3	216.8	57.0	19.7	14.0	13.6	15.7	11.8	10.9	10.8
65°	467.8	416.0	205.9	51.5	18.4	13.1	12.5	13.9	11.3	10.4	10.3
67.5°	459.1	381.3	181.0	45.2	18.9	12.4	11.6	11.7	10.7	9.9	9.8
70°	427.9	336.4	145.2	40.2	19.0	11.5	10.9	10.6	10.1	9.4	9.2
72.5°	369.2	281.1	110.0	38.6	19.3	10.8	10.1	9.8	9.4	8.8	8.6
75°	278.6	219.3	82.6	36.0	19.5	10.0	9.2	9.0	8.6	8.0	7.9
77.5°	192.5	162.6	57.4	30.4	17.4	9.1	8.3	8.1	7.8	7.2	7.1
80°	130.0	111.5	35.2	22.8	13.2	8.0	7.2	7.2	6.9	6.3	6.3
82.5°	90.5	83.3	20.3	14.9	9.6	6.6	6.3	6.3	6.0	5.4	5.3
85°	37.8	50.4	9.1	8.1	6.7	5.2	5.2	5.3	5.0	4.5	4.4
87.5°	1.3	5.4	3.6	3.8	4.0	3.6	4.0	4.0	3.9	3.5	3.4
90°	0.0	0.0	0.0	0.0	0.0	0.0	0.0	0.0	0.0	0.0	0.0



REPORT NUMBER: P400736

CATALOG NUMBER: ENT-SA1-730-U-SLL-XXB

CANDELA DISTRIBUTION (continued):

	185°	195°	205°	215°	225°	235°	245°	255°	265°	270°	275°
0°	214.9	214.9	214.9	214.9	214.9	214.9	214.9	214.9	214.9	214.9	214.9
2.5°	196.4	195.1	191.1	190.6	187.6	187.4	188.7	186.5	186.7	189.4	189.0
5°	169.0	166.0	165.9	162.6	158.9	158.0	154.8	153.6	153.1	152.0	156.0
7.5°	132.2	130.8	132.0	131.6	128.2	126.3	119.5	114.3	111.7	112.8	113.1
10°	94.0	96.1	99.3	102.4	100.0	93.7	90.8	86.6	86.1	85.8	87.8
12.5°	74.5	72.1	73.6	74.7	72.4	69.7	68.5	66.7	67.7	70.0	71.3
15°	61.9	57.7	55.8	54.5	55.1	53.5	54.1	53.5	54.2	54.9	57.3
17.5°	48.9	47.4	43.8	42.1	42.2	41.5	41.7	41.6	41.2	42.8	44.7
20°	36.8	36.4	35.6	34.4	34.6	34.1	33.8	32.1	31.4	31.9	33.5
22.5°	28.7	29.2	29.7	29.6	30.1	28.8	27.6	26.1	25.9	26.0	26.4
25°	25.7	25.9	26.3	26.8	27.1	25.9	24.2	23.3	23.2	23.4	23.4
27.5°	23.9	23.7	24.2	24.8	25.2	23.7	22.3	21.5	21.3	21.1	21.0
30°	22.0	22.0	22.4	23.0	23.3	22.0	20.8	20.0	19.5	19.2	19.1
32.5°	20.6	20.7	20.9	21.3	21.8	20.5	19.5	18.8	17.9	17.6	17.4
35°	19.0	19.4	19.7	19.8	20.2	19.3	18.3	17.2	16.4	16.1	16.1
37.5°	17.7	18.0	18.5	18.4	18.7	18.1	17.0	15.8	15.4	15.3	15.2
40°	16.7	16.7	17.1	17.5	17.9	16.8	15.5	14.9	14.6	14.4	14.5
42.5°	15.8	15.7	15.7	16.4	17.1	15.5	14.4	14.0	13.9	13.7	13.8
45°	15.0	14.9	14.6	14.9	15.9	14.2	13.5	13.2	13.1	13.1	13.1
47.5°	14.3	14.1	13.7	13.8	14.5	13.2	12.6	12.5	12.4	12.4	12.5
50°	13.5	13.3	13.0	12.9	13.1	12.5	12.0	11.8	11.8	11.8	12.0
52.5°	12.8	12.7	12.3	12.2	12.3	11.9	11.4	11.3	11.3	11.3	11.6
55°	12.3	12.1	11.9	11.7	11.9	11.4	11.0	10.8	10.8	11.0	11.2
57.5°	11.8	11.6	11.5	11.3	11.5	11.0	10.6	10.4	10.5	10.6	10.6
60°	11.3	11.1	11.0	10.8	11.1	10.6	10.2	10.1	10.1	10.0	10.0
62.5°	10.8	10.7	10.5	10.3	10.7	10.1	9.8	9.6	9.5	9.5	9.5
65°	10.2	10.1	10.0	9.9	10.1	9.6	9.3	9.2	9.0	8.9	9.0
67.5°	9.7	9.7	9.5	9.3	9.6	9.0	8.8	8.7	8.4	8.3	8.4
70°	9.1	9.1	8.9	8.8	9.2	8.4	8.2	8.1	7.9	7.8	7.8
72.5°	8.5	8.5	8.3	8.2	8.7	7.8	7.6	7.5	7.2	7.1	7.1
75°	7.9	7.8	7.7	7.6	8.2	7.2	6.9	6.7	6.4	6.3	6.2
77.5°	7.2	7.1	6.9	7.0	7.4	6.4	6.0	5.9	5.6	5.5	5.4
80°	6.3	6.2	6.1	6.3	6.3	5.6	5.1	4.9	4.6	4.4	4.3
82.5°	5.4	5.3	5.3	5.5	5.2	4.9	4.3	3.9	3.4	3.1	3.0
85°	4.4	4.6	4.4	4.6	3.9	3.9	3.0	2.3	1.6	1.3	1.2
87.5°	3.4	3.5	3.4	3.5	2.7	2.6	1.4	0.8	0.1	0.0	0.0
90°	0.0	0.0	0.0	0.0	0.0	0.0	0.0	0.0	0.0	0.0	0.0



REPORT NUMBER: P400736

CATALOG NUMBER: ENT-SA1-730-U-SLL-XXB

CANDELA DISTRIBUTION (continued):

	285°	295°	305°	315°	325°	335°	345°	355°	359°	360°
0°	214.9	214.9	214.9	214.9	214.9	214.9	214.9	214.9	214.9	214.9
2.5°	192.0	192.2	196.5	200.8	203.4	209.9	213.1	216.7	218.6	220.8
5°	154.1	157.9	161.4	170.0	174.4	184.7	192.2	204.2	208.0	211.0
7.5°	116.4	122.1	126.4	137.1	145.4	158.2	171.3	185.6	189.7	192.4
10°	92.5	97.7	105.8	114.2	123.5	139.0	153.2	168.0	175.2	178.3
12.5°	77.7	86.0	95.5	103.3	110.7	122.1	140.1	158.8	166.3	169.6
15°	64.1	73.4	83.1	92.7	101.9	114.8	133.7	158.0	167.5	170.8
17.5°	50.9	58.5	68.3	79.9	93.3	109.7	134.9	166.5	178.1	182.4
20°	36.2	43.6	53.6	67.9	83.8	104.4	137.7	179.3	195.8	200.7
22.5°	27.3	31.4	40.6	54.7	75.3	100.2	142.1	196.8	216.1	220.5
25°	24.0	25.4	30.1	43.7	66.8	96.4	147.9	214.2	237.6	242.4
27.5°	21.3	22.1	24.5	35.1	60.5	92.5	154.8	233.0	256.1	262.4
30°	19.2	20.2	22.2	29.4	54.4	86.9	161.1	249.9	271.8	276.6
32.5°	17.6	18.7	20.5	26.6	49.2	82.7	164.7	262.5	285.2	289.6
35°	16.5	17.5	19.3	24.1	44.6	79.8	165.8	275.0	301.6	306.1
37.5°	15.5	16.5	18.1	21.6	41.4	76.0	167.5	289.9	320.6	326.5
40°	14.8	15.6	17.1	19.9	37.0	71.9	169.5	307.3	339.1	345.0
42.5°	14.1	15.0	16.3	20.0	32.6	68.4	170.8	320.7	353.8	359.4
45°	13.5	14.5	16.0	19.6	29.3	65.2	170.2	331.9	367.2	371.5
47.5°	12.9	14.1	16.8	18.8	28.3	62.3	170.7	342.7	376.8	380.2
50°	12.5	14.0	18.0	17.6	28.5	61.0	175.5	355.6	384.0	385.3
52.5°	12.2	14.3	17.0	15.9	28.5	60.4	184.7	376.4	396.5	395.6
55°	11.7	14.2	15.9	14.4	27.3	60.7	193.4	403.9	426.5	421.5
57.5°	11.3	13.6	14.3	13.3	24.5	60.8	206.3	427.1	450.1	450.8
60°	10.8	14.6	12.4	12.4	21.0	60.3	217.7	426.7	454.4	459.0
62.5°	10.3	14.3	11.1	11.5	18.6	58.4	224.6	401.8	438.5	447.0
65°	9.7	11.3	10.2	10.7	17.6	53.7	214.8	370.9	417.0	426.1
67.5°	9.0	9.3	9.3	9.9	17.2	46.6	190.1	336.8	390.0	401.0
70°	8.2	8.3	8.5	9.4	16.0	40.1	154.8	300.5	361.0	374.9
72.5°	7.4	7.5	7.5	8.5	15.0	34.6	109.6	238.1	301.4	316.0
75°	6.5	6.6	6.5	7.4	13.1	25.9	65.1	150.6	179.8	196.3
77.5°	5.5	5.5	5.3	5.8	9.0	16.4	35.6	91.5	109.4	119.6
80°	4.5	4.1	3.4	3.5	4.9	9.4	15.9	52.5	60.0	62.6
82.5°	3.0	2.3	1.4	1.3	1.6	2.6	3.7	20.8	19.1	18.1
85°	0.6	0.2	0.0	0.0	0.0	0.0	0.0	0.0	0.0	0.1
87.5°	0.0	0.0	0.0	0.0	0.0	0.0	0.0	0.0	0.0	0.0
90°	0.0	0.0	0.0	0.0	0.0	0.0	0.0	0.0	0.0	0.0

(END OF REPORT)